

# Marici 240 Specular TWR BCL

PF>0,95

MAX 50mm

IP44-65



CE

RoHS

05



Triple Tunable White LED downlight met lage inbouwhoogte en gesatineerde PS Microprisma afscherming. Brede bundel (>74°) en lage verblinding op maximaal vermogen (UGR<19). Hoogglans aluminium reflector. Triple Tunable white - dynamisch mengen van licht kleur tussen 1800k, 2700K en 6500K (CRI>94). Wit gelakte (RAL 9003) aluminium behuizing. Zeer geschikt als basis verlichting in langdurige zorg en gezondheidszorg instellingen (gangen en hallen). Wordt geleverd inclusief externe DALI driver. Directe aansluiting op 220-240VAC. Kleurstabiliteit Mac Adam <3. Snelle en eenvoudige montage met veren. Onderhoudsvrij en hoge levensduurverwachting (60.000 uur L90B10). Vijf jaar garantie.


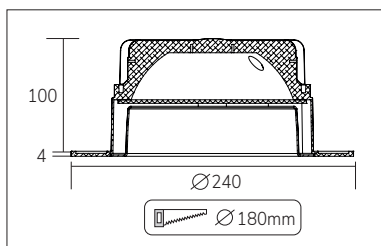
Triple Tunable white modular LED downlight with a satinated PS Microprism diffuser. Wide beam angle (>74°) and low glare at maximum power (UGR<19). High gloss aluminum reflector. Triple Tunable white - dynamic mixing of light colour, linear colour mixing between 1800k, 2700K and 6500k (CRI>94). White painted aluminium die cast body (RAL9003). Very suitable in long term care and health care (corridors and hallways). Delivered including external DALI driver. Direct connection to 220-240VAC. Colour stability, Mac Adam <3. Low maintenance and high life expectancy (60.000 hours L90B10). Fast and easy mounting with springs. Five years warranty.

Wattage Watts	Kleur Colour	Lumen* Lumen*	mDER range mDER range	CRI CRI	Gewicht (kg) Weight (kg)	Noodvoorz. (u) Emergency (h)	Dali-BCL Dali-BCL
50w	1800k	2417	0,23-0,94	~	1,3	1/3	B62022W.50.TRW
50w	2700k	3551	0,23-0,94	>94	1,3	1/3	
50w	6500k	4132	0,23-0,94	>94	1,3	1/3	

\* Lichtstroom van armatuur, tolerantie van +/- 10%

\* Luminaire luminous flux, tolerance of +/- 10%

**BCL certification** ensures integration into the Biocentric lighting system with characterization of light properties for health and circadian impact. Integration into the BCL system optimizes health, visual comfort and aesthetics and as a solution delivers Biocentric lighting compliant with ISO 8995-1:2025. BCL certified luminaires by Melis Lighting will enjoy all features and the full health benefits of a Biocentric lighting solution, giving you healthy lighting with your favorite luminaires.



INBOUW DOWNLIGHTS RECESSED DOWNLIGHTS



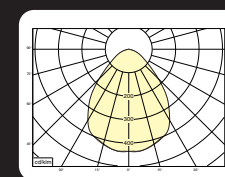
#### Opties:

- GST1815® connector
- Andere RAL kleur
- IP65

#### Options:

- GST1815® connector
- Different RAL color
- IP65

Power supply and DALI con: WAGO Winsta (770-1115 and 770-515/023-000)  
Cable length: 0,5m



**B62022W.50.TRW**

50w 1800-2700-6500k 2417-3551-4132lm  
ηLB 80%

**melis lighting**